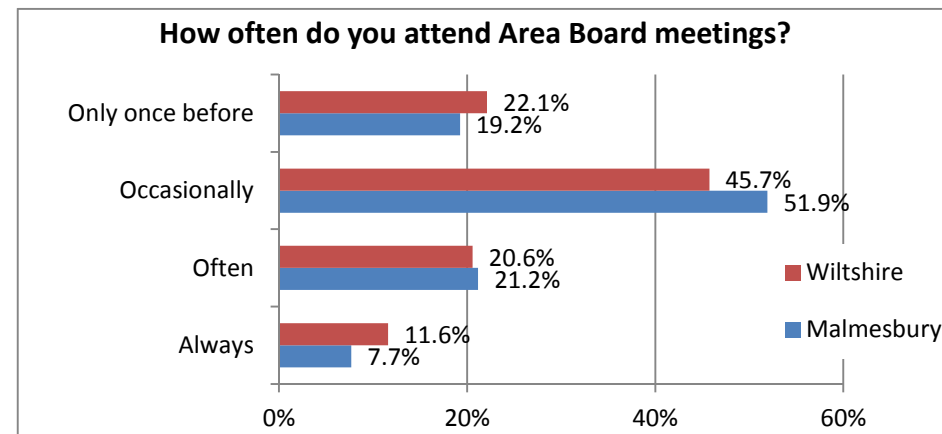
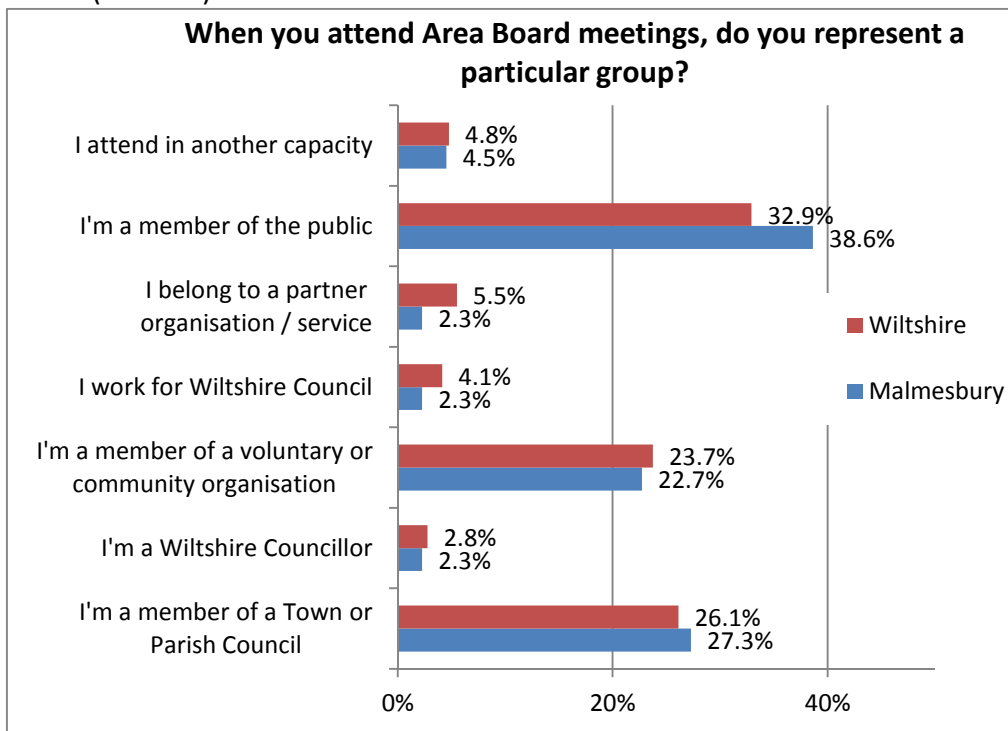


Malmesbury Area Board review, 2013: summary of survey results

1200 responses were received to an electronic survey distributed between 22nd March and 22nd April 2013. The number of respondents that had attended at least one Malmesbury Area Board meeting was 52. These figures form the base of respondents used in the following tables. This brief report compared the results from attendees at Malmesbury Area Board with all attendees at Wiltshire's area boards.

Respondents

(Base 44)

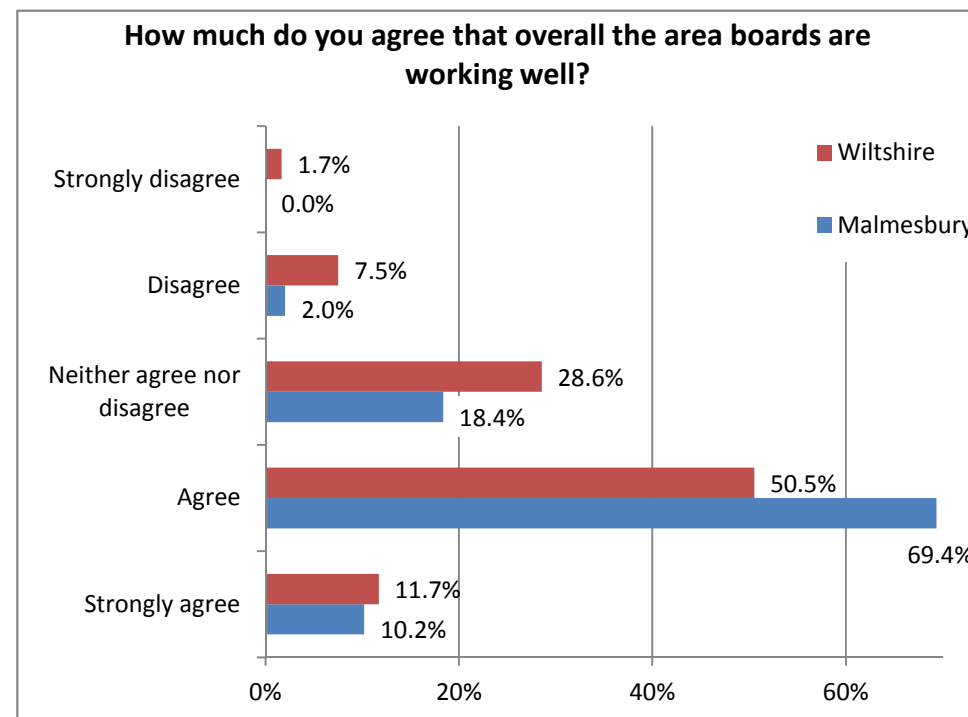


Overall satisfaction with Malmesbury Area Board

This graph shows the views of those who have attended at least one meeting of Malmesbury Area Board. Overall in 2013, 79.6% of respondents agree that the Area Boards are working well while 2.0% disagree.

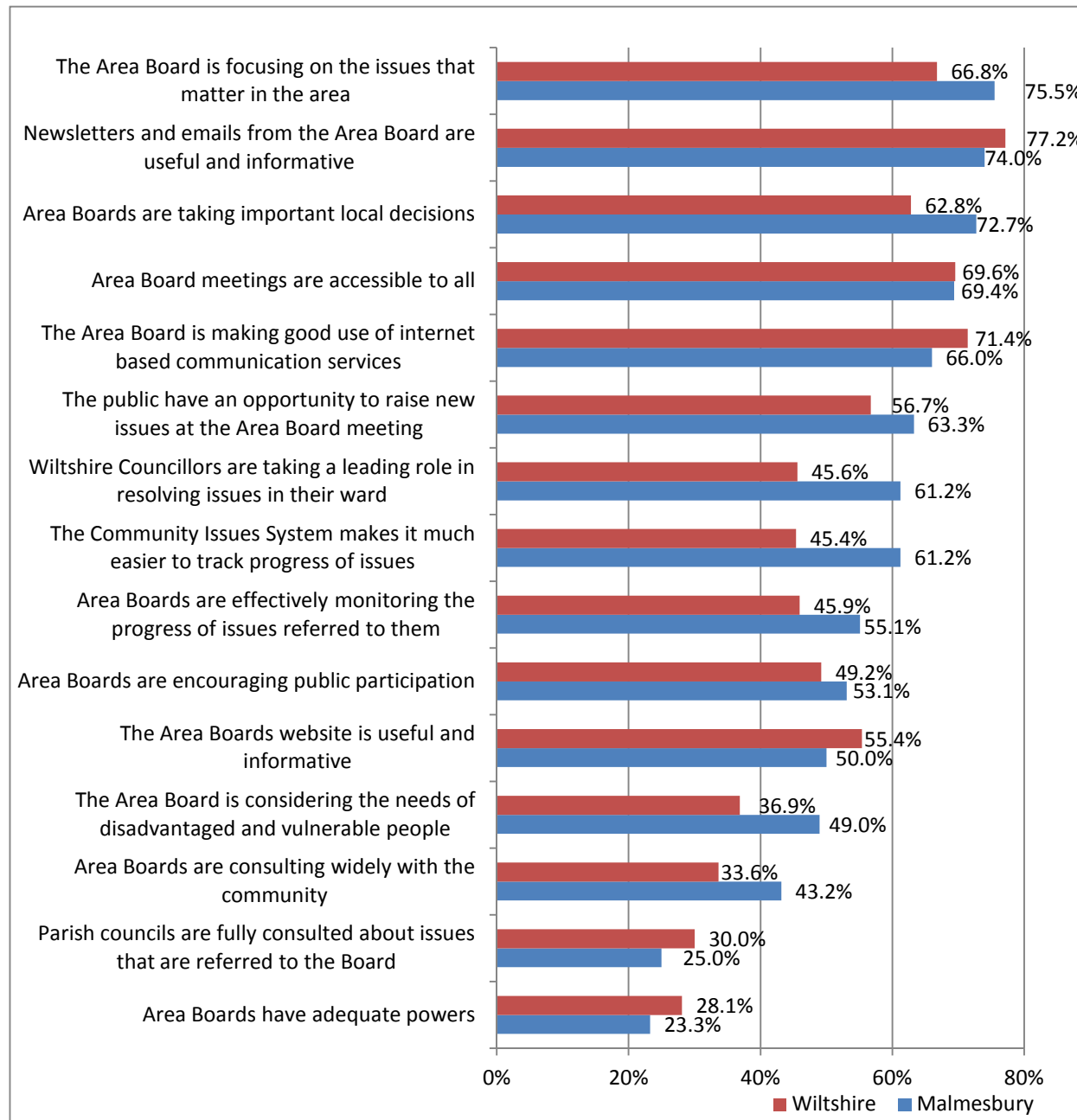
Overall the area board is working well (Base 49)

	Malmesbury	Wiltshire
Strongly Agree	10%	12%
Agree	69%	51%
Neither agree or disagree	18%	29%
Disagree	2%	8%
Strongly disagree	0%	2%



Operation of the Area Boards

(Base 44) This graph shows the views of those who have attended at least one meeting of Malmesbury Area Board. The ranking has been derived by subtracting negative scores (disagree + strongly disagree) from positive scores (agree + strongly agree) to achieve a 'net satisfaction' rating



Operation of the Area Boards (Base 44)

This table shows total agreement and total disagreement with each attribute of area boards along with the figure for 'net satisfaction'. The colour coding is shown below.

2013 results

	<i>Agree</i>	<i>Disagree</i>		<i>Net satisfaction</i>
The Area Board is focusing on the issues that matter in the area	79.6%	4.1%		75.5%
Newsletters and emails from the Area Board are useful and informative	80.0%	6.0%		74.0%
Area Boards are taking important local decisions	77.3%	4.5%		72.7%
Area Board meetings are accessible to all	81.6%	12.2%		69.4%
The Area Board is making good use of internet based communication services	76.0%	10.0%		66.0%
The public have an opportunity to raise new issues at the Area Board meeting	73.5%	10.2%		63.3%
The Community Issues System makes it much easier to track progress of issues	65.3%	4.1%		61.2%
Wiltshire Councillors are taking a leading role in resolving issues in their ward	69.4%	8.2%		61.2%
Area Boards are effectively monitoring the progress of issues referred to them	59.2%	4.1%		55.1%
Area Boards are encouraging public participation	69.4%	16.3%		53.1%
The Area Boards website is useful and informative	62.0%	12.0%		50.0%
The Area Board is considering the needs of disadvantaged and vulnerable people	57.1%	8.2%		49.0%
Area Boards are consulting widely with the community	56.8%	13.6%		43.2%
Parish councils are fully consulted about issues that are referred to the Board	38.6%	13.6%		25.0%
Area Boards have adequate powers	41.9%	18.6%		23.3%

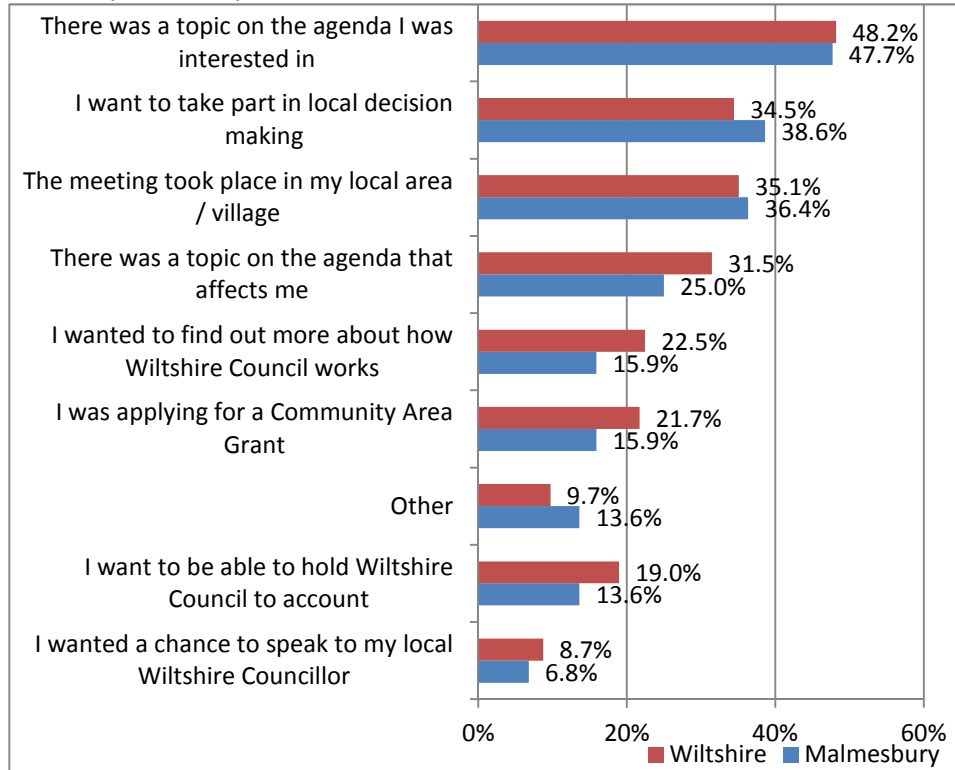
Key

100% – 50.0%	No concerns
49.9% - 33.3%	No serious concerns
33.2% - 25.0%	Some concern
24.9% - 0.0%	Serious concern

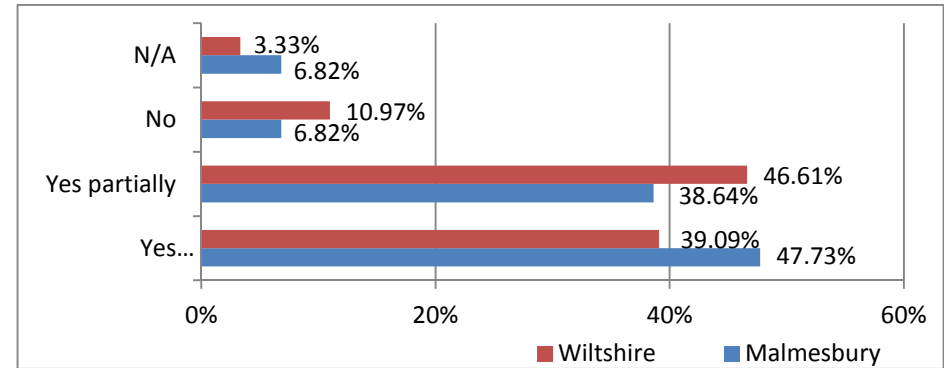
Attendance at Area Board meetings

The survey in 2013 included a number of questions regarding why people go to area board meetings, whether they got what they wanted out of attending the meeting and a number of measures that might encourage them to attend more often in future.

Why attendees come to Area Board meetings
(Base 44)



Did attending the Area Board meeting satisfy these reasons? (Base 44)



What would make people attend more often?

